

**EXPERT'S**

# **GUIDE**

**TO PRIVILEGED  
ACCESS  
MANAGEMENT  
(PAM) SUCCESS**

People, processes,  
and technologies that  
accelerate your PAM  
program beyond the  
basics





**CHAPTER 1** – Defining “Advanced PAM” .....4

**CHAPTER 2** – **PEOPLE:** Establishing Stakeholder Roles and Responsibilities.....9

**CHAPTER 3** – **PROCESS:** Understanding the PAM Lifecycle Approach..... 13

**CHAPTER 4** – **TECHNOLOGY:** Implementing and Integrating PAM Technology..... 17

**CHAPTER 5** – Continuing Your PAM Journey.....33

# Introduction

WITH UP TO

80%

**of breaches due to compromised credentials , Privileged Access Management (PAM) has become a fundamental security priority for organizations of all types.** Yet, cyber threats are becoming more persistent and business and technical environments more complex and interdependent. Therefore, proactive enterprises and rapidly growing organizations are going beyond basic PAM security controls to fortify and expand their privilege protection programs.

This best practice framework is designed to help CISOs, IT operations, and cyber security professionals plan and execute an advanced PAM program by putting the right people, processes, and technologies in place. It reflects Thycotic's experience with more than 10,000 PAM customers (including Fortune 500 enterprises) worldwide over the past 12 years. Throughout the guide, PAM experts from some of the world's most security-conscious organizations share their experiences implementing advanced privileged security controls and evolving their PAM strategies.

Becoming a PAM expert isn't simply about becoming a wiz at using software. It's also imperative to develop a coherent PAM strategy and continuous program that works for all stakeholders, including executives, board members, employees, contractors, and other third parties. That means taking a business-first approach and enabling employees to stay productive while reducing risks. PAM experts manage and collaborate across departments to develop and execute a PAM program that effectively reduces risk across an entire organization. In this guide, you'll learn steps to becoming a PAM expert that help you balance the goals of securing access to privileged credentials, enhancing productivity, and minimizing overall costs.

## CHAPTER 1

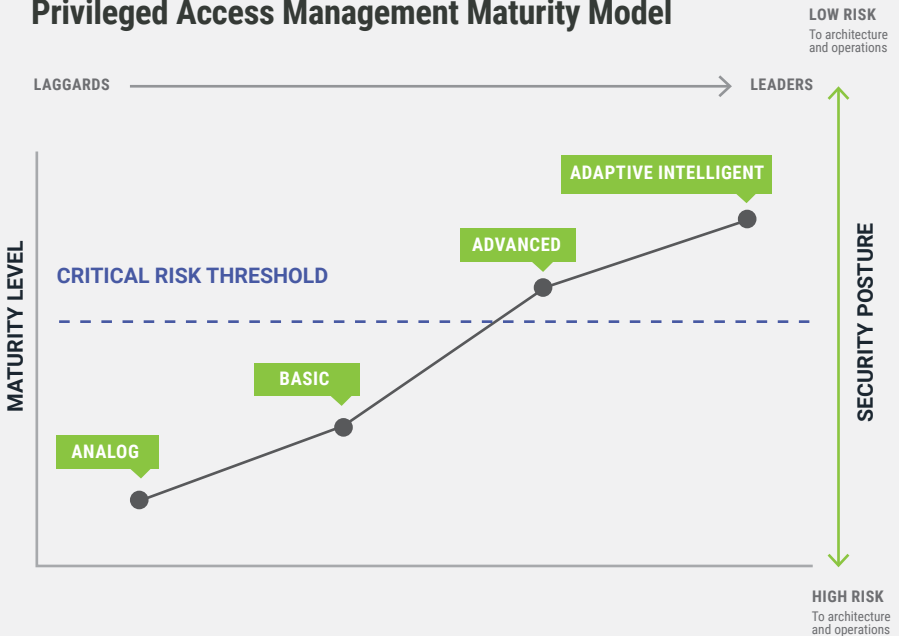
# Defining “Advanced” PAM

Let’s put “advanced” PAM in context of how most organizations implement privileged security controls as they progress to become experts. As a reference, you can refer to the PAM Maturity Model, which outlines the four phases of PAM maturity shown in the chart below.

Fig 1

Privileged Access Management  
Maturity Model

## Privileged Access Management Maturity Model



## Which Privileges Does Your PAM Program Address?

Privileged accounts are everywhere in your IT environment and can be human or non-human. Some privileged accounts are associated with individuals such as business users, local machines, or domain and network administrators, while others are service accounts used to provide access to networks, databases and applications, including IoT systems and DevOps toolchains.

Organizations in the Advanced phase have moved from a reactive to a proactive privilege security strategy. PAM is a top cyber security priority, with a commitment to continuous improvement of privileged security practices through an ongoing PAM program.

As the ultimate stage of PAM maturity, organizations in the Adaptive Intelligent phase take continuous improvement to a higher level, integrating leading technologies such as threat intelligence, trust frameworks, machine learning, and advanced automation to collect information and adapt system rules. These organizations fully automate and manage the entire lifecycle of privileged access, from provisioning to rotation to deprovisioning and reporting.

Figure 2 provides a high-level overview of the various types of privileged accounts, why and how they are used, as well as who uses them, and how they should be secured.

**Fig 2**  
Privileged Access Management Matrix:  
Why, Who, Where, and How

Why are they needed?	Types of privileged accounts?	Who uses them?	Where are they found?	How are they used?	How are they secured?	Risks if compromised?
<ul style="list-style-type: none"> <li>• Config changes</li> <li>• Administrative Tasks</li> <li>• Create/Modify/Delete Users</li> <li>• Install Software</li> <li>• Access Data</li> <li>• Backup Data</li> <li>• Update Patches Interactively</li> </ul>	<ul style="list-style-type: none"> <li>• Domain Accounts</li> <li>• Local Accounts</li> <li>• Root</li> <li>• Privileged Users</li> <li>• Emergency Accounts</li> <li>• System Admin</li> <li>• Service Accounts</li> <li>• Applications</li> <li>• Batch Jobs</li> <li>• Human</li> <li>• Non-Human</li> </ul>	<ul style="list-style-type: none"> <li>• IT Admins</li> <li>• Security Teams</li> <li>• Helpdesk</li> <li>• 3RD Party Contractors</li> <li>• Application Owners</li> <li>• DBAs</li> <li>• Applications</li> <li>• O.S.</li> <li>• Developers</li> </ul>	<ul style="list-style-type: none"> <li>• Servers</li> <li>• Endpoints</li> <li>• Operating Systems</li> <li>• Hypervisors</li> <li>• Software</li> <li>• Cloud</li> <li>• Databases</li> <li>• Services</li> <li>• Programs</li> </ul>	<ul style="list-style-type: none"> <li>• Interactive Logons</li> <li>• APIs</li> <li>• Services</li> <li>• Applications</li> <li>• Automation</li> <li>• DevOps</li> <li>• SSH</li> <li>• RDP</li> <li>• VPN</li> <li>• Browsers</li> </ul>	<ul style="list-style-type: none"> <li>• Passwords</li> <li>• 2FA</li> <li>• MFA</li> <li>• Keys</li> <li>• Access Workflows</li> <li>• Session Recordings</li> <li>• Launching</li> <li>• Behavioral Analytics</li> </ul>	<ul style="list-style-type: none"> <li>• Malware</li> <li>• Financial Fraud</li> <li>• Ransomware</li> <li>• Compliance Failure</li> <li>• Data Breach</li> <li>• Data Poisoning</li> <li>• Insider Threat</li> <li>• Service/Application Downtime</li> <li>• Revenue/Brand Loss</li> </ul>

1. Identity & Access Management
2. Privileged Access Management (PAM) - Secure Usage of Privileged Accounts and Privileged Data
3. Privileged Accounts (Objects)- Secure Vaulting of Privileged Credentials
4. Privileged Data (Target) - Secure Access to Privileged Data

# Checklist

## PAM Maturity Basics Checklist



Before you tackle the more advanced phases of PAM maturity described in this Expert's Guide, make sure you have the basics in place. You should be able to answer "yes" to these questions.

- 
1.  Are you including privileged accounts in your broader IT cyber security policy?

---

  2.  Are you discovering privileged accounts automatically in your organization?

---

  3.  Do your privileged accounts utilize automatically generated complex passwords which are rotated on a regular basis?

---

  4.  Are all your privileged credentials stored in a secure vault?

---

  5.  Are all your privileged passwords protected with multiple credential verifications?

---

  6.  What security controls are applied to your privileged accounts?

---

  7.  What compliance and regulations are required by your organization?

---



We recommend you get up to speed on PAM by reading PAM for Dummies

[thycotic.com/PAMforDummies/](http://thycotic.com/PAMforDummies/)



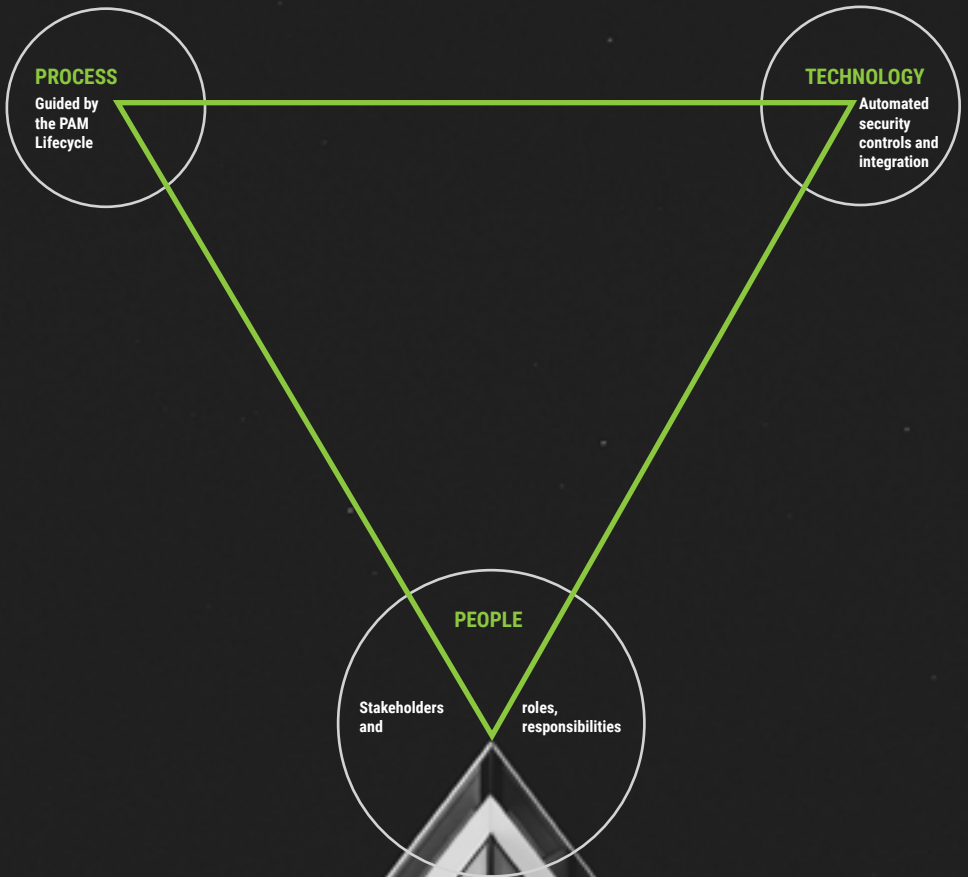
The PAM Maturity Model Whitepaper

[thycotic.com/pam-maturity/](http://thycotic.com/pam-maturity/)

## Where are you in your PAM journey?

This Expert's Guide is intended to take you to Phase 3 of the PAM Maturity Model and beyond. If you're launching your PAM program or working through the first two stages of PAM Maturity, be sure to get the basics established first.

Next, we'll take you beyond the basics to help elevate your PAM maturity level. The following chapters detail the people, processes, and technology you need to plan and implement an advanced PAM program. Figure 3 illustrates the key elements of a successful PAM program.



**Fig 3**

The PAM Expert  
Triangle for Success



## CHAPTER 2

# PEOPLE: Establish Key Stakeholder Roles and Responsibilities

**No matter how advanced your technical skills, you can't build a successful PAM program without engaging the key stakeholders. You need to align people and technology so PAM can be readily deployed and adopted across your organization.**

Your comprehensive PAM program must engage multiple IT and business functions and tap specific people to take on roles and responsibilities, from executive management through system administration. Organizations—even small ones—must identify a person, department or formal team that takes ownership of the program, setting PAM policies and ensuring they are carried out. The Identity and Access Management (IAM) team is typically responsible for a PAM program with strong ties to both security and risk personnel.

In a smaller organization, getting buy-in for PAM is usually quicker, as it's often one of many security and operations responsibilities within a single IT team. In larger organizations, PAM may be a shared responsibility across different teams: IT Security, IT Risk, Identity and

Access Management, IT Operations, Development and Engineering, and so on. These teams typically report up through the CISO or CIO to executive management, who in turn report to the board of directors.

To avoid friction among these groups, PAM experts must prioritize collaboration, transparency, and joint goals across departments. Keep in mind, while cyber security teams may set PAM goals and strategy, they're dependent on their IT Operations counterparts for help with implementation and ongoing management and reporting.

Additionally, PAM policies impact the workflow of other teams. For example, if your PAM team removes local admin rights from endpoints to reduce risk, you'll need to work closely with IT support teams to keep the business running and avoid a backlash from angry users.


The table below illustrates the broad range of stakeholder roles and titles across an organization, along with their responsibilities and involvement in PAM.

**Fig 4**

**PAM Key Stakeholder Roles and Responsibilities**

PAM Focus and Responsibility	Individual Roles and Titles	What They Do and How You Can Help
<b>Oversight</b>	C-Level Executives/ Board of Directors	<p>Executive leadership is ultimately held responsible for cyber security by customers, auditors, and regulators. Their commitment to a PAM program is essential to approve appropriate resources, time, and budget.</p> <p>Most executives and BODs aren't cyber security experts and likely don't have an understanding of PAM compared with other cyber strategies. To gain support from this key stakeholder group, PAM experts need to build awareness and understanding of the importance of protecting privileged accounts and regularly communicate the impact of their PAM program. Align reports to business priorities to show how PAM enables business innovation and reduces cyber risks.</p>
<b>Accountability/ Direction</b>	Chief Information Security Officers	<p>CISOs serve as the "glue" that brings multiple security disciplines together, including application security, network security, incident response and more.</p> <p>CISOs need to consider how PAM works within their overall security strategy and toolset. They should set high-level goals and measurements for success that are shared across teams. They must reserve appropriate resources and approve timelines. If necessary, they can resolve conflicts and eliminate roadblocks to PAM adoption.</p> <p>Beyond being security guardians, CISOs are increasingly seeking ways to become business enablers, ensuring security tools and policies also make processes more efficient and accelerate business goals.</p>
<b>Governance</b>	Security Administrators	<p>Security Administrators handle all aspects of information security and protect the virtual resources of an organization. They're responsible for desktop, mobile, and network security.</p> <p>PAM may be part of a larger Identity and Access Management (IAM) and Identity Governance function, which should consider PAM in the context of Active Directory or other identity management solutions and policies.</p> <p>PAM specialists within this group are responsible for installing, administering and troubleshooting PAM security solutions, including least privilege policies, application control, and privileged behavior analytics.</p> <p>The PAM governance responsibilities of this group include outlining, confirming and organizing rules for secrets, permissions and workflows. They own naming conventions, folder structure and other foundational aspects of PAM governance that keep the PAM program organized and on track.</p>

<b>Compliance</b>	Auditors & Compliance Officers	Like most cyber security functions, PAM policies are heavily derived from compliance requirements that may include PCI, NIST, ISO, SOX, HIPAA, and EU GDPR. Because of legal implications, compliance teams should have input into PAM governance, including policy creation, logging and reporting requirements.
<b>Risk Management</b>	Risk Management Officers	PAM may also fall under IT Risk Management, which is responsible for risk ranking and determines which privileged accounts and use cases represent the highest risk and must be prioritized in a PAM program.
<b>Deployment</b>	IT Operations/ Cloud Managers	IT Operations as well as Cloud Managers are essential to assuring PAM deployment in the context of your organization's IT architecture and hosting policies.
<b>Operations</b>	IT Administrators	<p>IT Operations Managers, responsible for set up and management of applications, databases, networks, and other IT resources, are key stakeholders for ongoing PAM success. These folks are tasked with day-to-day administration of PAM software. If PAM security policies negatively impact their productivity or create friction for business users, IT Admins will feel the pain and may not adopt the solution.</p> <p>Domain Administrators may be used to sharing privileged credentials or maintaining them in other ways. The shift to centralized PAM will require their buy-in and willingness to change existing processes.</p>
<b>DevOps</b>	Developers	<p>Developers may use open source PAM tools, create their own methods to protect credentials in the development process, or use no PAM controls at all, in order to maintain velocity in their aggressive release schedule.</p> <p>In advanced organizations using a DevSecOps model, cyber security is integrated into the development process. To incorporate developers in your PAM program, especially in terms of managing privileged credentials via centralized controls, PAM experts need to embed PAM within the DevOps toolchain and match developer requirements for speed and scale.</p>



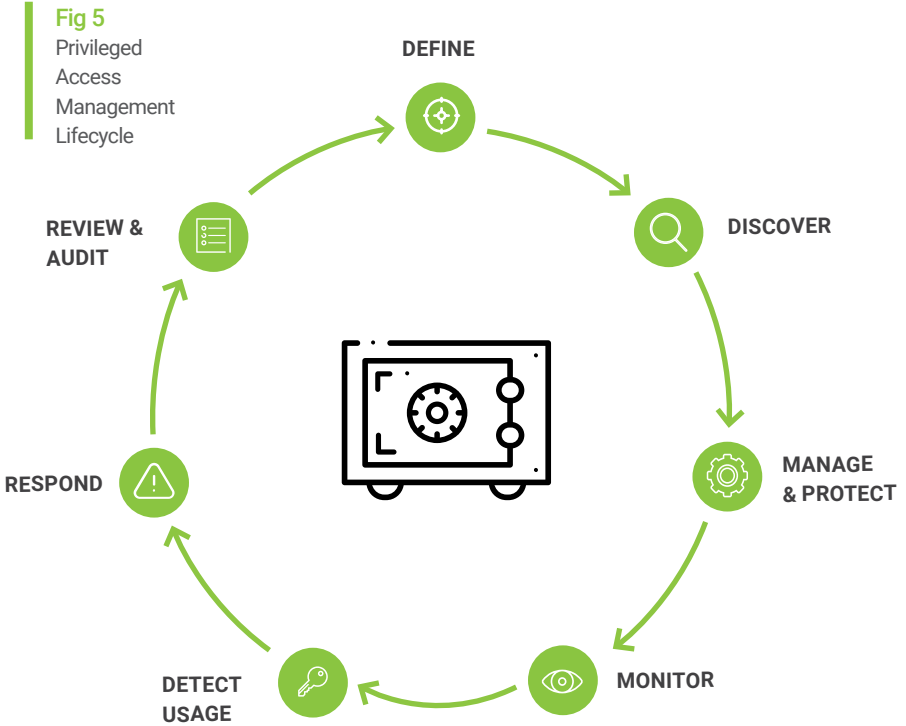
PAM Focus and Responsibility	Individual Roles and Titles	What They Do and How You Can Help
<b>Business Units</b>	BU Directors	<p>PAM experts need to understand from business units which applications, systems, and users require privileged access and which don't.</p> <p>Business Unit Directors help to ensure PAM adoption and understanding of policies among business users. They may be called on to approve privileged access or privilege elevation requests or to review account activity for people on their teams.</p> <p>Many business units license SaaS applications, with or without permission from IT management. BU Directors must be willing to integrate those tools into an organization's PAM policies and processes.</p>
<b>Human Resources</b>	HR Directors	<p>The assistance of the Human Resources department is essential in raising employee security awareness. HR may also be involved in determining privacy and other policies that relate to employee procedures following a breach of privileged credentials.</p>
<b>Legal</b>	Attorneys	<p>Legal staff may be involved not only in shaping policies around privileged access but also in setting procedures for managing a breach of privileged credentials and the individuals involved.</p> <p>Legal staff reviewing contracts with third-party contractors and vendors should ensure that PAM requirements are included in all agreements. For example, third-parties should agree to certain levels of permissions, approval requirements, and session monitoring before they're allowed access to sensitive systems and information. Additionally, any vendors providing software or other technology must confirm in their provider agreements that they have PAM best practices in place.</p>
<b>Managed Security Services</b>	Cloud Partner's SOC Team or Consultants	<p>Managed Security Service Providers or MSSPs require special attention, with security measures for SOC teams or other consultants spelled out in SLAs.</p>
<b>Incident Response Teams</b>	CISO, Security Admins, Legal, HR, Corporate Communications	<p>The Incident Response Team will likely include many of the individual stakeholders described here. A formal IR team should be established, headed by the CISO, a plan put in place, and regular meetings held to review and discuss IR procedures and evolving threats.</p>

CHAPTER 3

# PROCESS: Process and Scope of the PAM Lifecycle

To move beyond the basics, you must plan and implement PAM in the context of an ongoing, evolving program.

The Privileged Access Management Lifecycle approach provides a framework to help PAM experts manage privileged access as a continuous process rather than a one-and-done project. The diagram below illustrates the key stages of the Lifecycle. A brief description of each stage follows.





## Centralized PAM for a Holistic, Integrated Strategy

As your PAM program advances, you'll bring more departments into the fold. Rather than having multiple, overlapping PAM solutions operating in departmental silos, an advanced PAM program centralizes all PAM policies and processes for comprehensive, efficient management and oversight.

Make sure people from different departments have input into the process and receive the training they need to support PAM.

**"Having a product that everyone agrees on makes people a lot more productive,"** advises Michael Somerville, University of San Diego. Everyone will share the same policies, metrics and goals for success.

## Define

Start by defining what 'privileged access' means and identify what a privileged account is for your organization. It's different for every company so it's crucial you map out what important business functions rely on data, systems, and access. Gaining understanding of who has privileged account access and when those accounts are used is essential to managing the scope and complexity of your PAM program.

---

**Figure 2 in Chapter 1** provides the categories of privileged account use and access you'll want to consider as you define your own privileged workplace.

---

The definition stage of a PAM program may be the most time-consuming and involve the most stakeholders as it sets the stage for all that follows. You likely won't have the resources to protect every data asset, therefore you must prioritize where the most critical keys to your kingdom reside, who uses them, when and for what purpose. This isn't strictly a security or IT department exercise but must involve executives and business unit managers to fully understand what mix of privileged access is appropriate for your organization.

## Discover

---

Identify your privileged accounts and implement continuous discovery to curb privileged account sprawl, identify potential insider abuse, and reveal external threats. Initial inventory and continuous discovery of privileged accounts (human and non-human) across your organization is critical to ensuring ongoing visibility of your privileged account landscape and crucial to combating cyber security threats. Discovery must be automated and reviewed on a weekly basis at a minimum.

## Manage and Protect

---

Proactively manage and control privileged account access, schedule password rotation, audit, analyze, and manage individual privileged session activity. For IT Administrators and privileged account users, you should control access and implement superuser privilege management to prevent attackers from running malicious applications, remote access tools, and commands. Least privilege and application control solutions enable seamless elevation of approved, trusted, and whitelisted applications while minimizing the risk of running unauthorized applications. Automated controls are the only way to practically manage and protect privileged accounts at scale.

## Monitor

---

Monitor and record privileged account activity. This will help enforce proper behavior and avoid mistakes. If a breach does occur, monitoring privileged account use also helps digital forensics, identify the root causes, and identify critical controls that can be improved to reduce your risk of cyber security threats.

## Build Auditing & Compliance Checks Into Your PAM Process

Virtually all cyber security regulations worldwide call for PAM security controls such as access control, password complexity and rotation, and least privilege policies. Even organizations not beholden to industry or location-based requirements benefit from following best practice security frameworks such as NIST and CIS controls.

Some regulations are highly prescriptive while others give you broad guidelines but leave the detailed decisions up to you. As a PAM expert, your judgment is essential so that you don't approach compliance as a "check the box" exercise but a process to strengthen your security posture.

Internal audits, planned and unplanned, help teams prepare for external ones. As part of your audit process, map your PAM practices to security controls outlined in the laws that apply to your organization and make sure you know the deadlines for compliance.

**Learn more:** [thycotic.com/cybersecurity-compliance-audit/](https://thycotic.com/cybersecurity-compliance-audit/)

## Detect

Ensure visibility into the access and activity of your privileged accounts in real time to spot suspected account compromise and potential user abuse. PAM behavioral analytics solutions focus on key data points to establish individual user baselines, including user activity, password access, similar user behavior, and time of access to identify and alert you of unusual or abnormal activity.

## Respond

When a privileged account is breached, simply changing the password or disabling the account isn't enough. While inside, hackers could have installed malware and even created their own privileged accounts. If a domain administrator account gets compromised, for example, you should assume that your entire Active Directory is impacted and investigate and make changes so the attacker can't easily return.

## Review and Audit

Continuously observing how privileged accounts are being used through audits and reports will help identify unusual behaviors that may indicate a breach or misuse. Automated reports help track the cause of security incidents as well as demonstrate compliance with policies and regulations. Auditing privileged accounts will also give you metrics that provide executives with vital information to make more informed business decisions.



CHAPTER 4

# TECHNOLOGY: Implement and Integrate PAM Security Controls

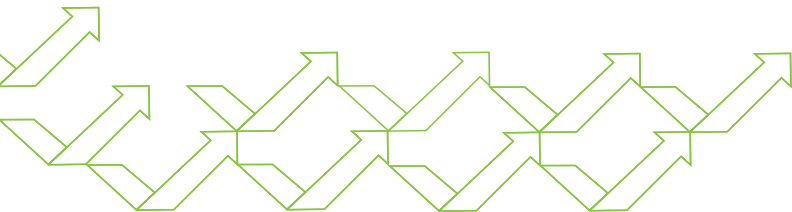
Once you've engaged the proper stakeholders and created PAM processes, you can begin to implement and refine PAM solutions that fit your specific business model and your industry. Implementing PAM successfully throughout your organization depends on choosing the right technologies to automate and control privileged access across diverse environments and ecosystems.

The following table provides actionable guidance with prescriptive technical recommendations for PAM experts. These controls help to establish PAM security across the PAM Lifecycle and build a strong foundation that can scale as your PAM program grows in maturity.

**Fig 6**  
PAM Security Controls Mapped to Lifecycle

Pam Lifecycle Stage	Security Technology Control	How To Put The Control In Place
<b>Define</b>	Policy & Governance	<p>PAM governance includes system installation, organization, and implementation across business units and functional areas.</p> <p>Large or diverse organizations may choose to onboard a few business units or locations first, and then roll out PAM throughout the organization, segment by segment. You'll need to decide if you protect high impact systems first as they represent the most risk, or test PAM first on low impact systems with fewer dependencies.</p> <p>Your governance requirements guide how you set up roles, workflow, permissions, and reporting within your PAM solution. Take the time to set policies for naming conventions, plan your permission folder structure according to departments or teams, set rules for sharing secrets, and define a chain of approvals that match the structure of your organization. Then, configure your PAM solution to match.</p> <p>Determine if you plan to manage and configure your PAM solution in-house or work with a PAM provider for managed or professional services.</p>

Pam Lifecycle Stage	Security Technology Control	How To Put The Control In Place
<b>Define</b>	Policy & Governance	<p>Confirm requirements for your internal IT environment and policies such as expectations for High Availability and SLAs with other departments. This information will help to define the underlying architecture you'll need for an on-premise PAM implementation or may guide your choice toward a cloud-based option.</p> <p>If you're installing your PAM system in-house, set up and test distributed engines, databases, firewalls, routers, failover and test sites.</p> <p>Identify SQL admins, AD admins, IIS admins and any other key stakeholders who will be managing your PAM solution.</p>
<b>Discover</b>	Discovery & Automation	<p>Run discovery processes to find all accounts that require privileges, including human accounts, services accounts, local admin accounts on endpoints, and applications.</p> <p>Discovery should include Windows, Mac, Unix, and VMware ESX/ESXi accounts. For additional discovery of legacy or custom technology, you may need PowerShell scripts.</p> <p>Account for scheduled tasks, application pools, and all dependencies between systems.</p> <p>It's important to set up continuous discovery processes so information stays up to date as people come and go and systems change.</p> <p>Based on your discovery, you can determine how many people have Domain Admin rights currently at your organization and identify opportunities where those could be reduced or shared. For example, you can replace individual named accounts with shared accounts and remove named accounts from the DA group. Or, you can configure your PAM solution to have it temporarily belong to DA group only when utilized.</p>



Pam Lifecycle Stage	Security Technology Control	How To Put The Control In Place
<b>Manage and Protect</b>	Access Security	<p>The core of PAM, access security, includes vaulting, delegation, and elevation of privileged credentials, ideally in accordance with a least privilege model. This enables the secure usage of privileged accounts.</p> <p>Privileged passwords, certificates, and keys are stored and managed in a secure repository – an encrypted vault – with very restrictive permissions, ideally requiring MFA to access.</p> <p>When users or systems “check out” secrets, PAM establishes single user accountability for a specific time period.</p> <p>PAM can establish automatic connections between people and systems without exposing credentials to users. An advanced PAM solution can serve as a proxy through which an administrative session is performed and automatically relay the privileged account password from its vault to the target device or application.</p> <p>Advanced PAM programs remove embedded/hard-coded passwords and replace them with API calls that inject passwords into applications or config files.</p> <p>You can rotate credentials regularly – and unexpectedly – without impacting dependent applications. You can randomize and rotate local accounts on controlled endpoints as well.</p> <p>As your program expands to more systems and departments, you can set up custom password changers for any system credentials that aren’t connected out of the gate.</p> <p>You can also create templates that automatically generate strong passwords (the longer the better!) and include custom fields for impact ratings that determine access levels.</p>
<b>Manage and Protect</b>	Session Protection	<p>Particularly important for organizations that allow third-party access to privileged accounts, advanced PAM programs include monitoring and recording privileged session activity as well as workflows that allow for multiple levels of approvals to grant or deny exceptional access to sensitive data or critical systems.</p>



Customer Spotlight

# TrendMicro

Continuous discovery allows TrendMicro's team to scan its network and find all service accounts and dependent services, tasks, and app pools, determine where each service account is being used (including new usage since last scan), and import all service accounts into its central PAM tool for ongoing management and auditing.

**Their process eliminates manual errors managing service accounts, sets up an audit trail, and increases accountability. The team set up permissions and powerful security control features such as Request Access to monitor and approve users who are trying to access privileged accounts. They record privileged sessions users launch using service accounts and keep track of any keystrokes during those sessions.**

Pam Lifecycle Stage	Security Technology Control	How To Put The Control In Place
<b>Monitor</b>	Audit/ Monitoring	<p>Session monitoring increases oversight of privileged account use and allows for in-depth analysis of privileged session activity in real time or after the fact.</p> <p>With “four-eyes” capability you can tune in live to watch sessions, oversee remote connections, modify privileges or even terminate connections.</p>
<b>Detect</b>	Behavioral Analytics	<p>Certain activities, systems, applications, cloud services, containers, etc. represent relatively low risk, while others are responsible for sensitive data or business-critical operations and thus represent higher risk. Advanced PAM programs integrate threat analytics and risk rankings from your SIEM solutions or other risk criteria to help guide decisions.</p> <p>In addition, behavior analytics can track privileged account activity, recognize patterns, and identify suspicious behavior.</p>
<b>Respond</b>	Event Response and Recovery	<p>Based on the analytics you set up, you can trigger alerts or perform automatic responses. For example, when alerted of suspicious behavior, administrators may wish to lock down accounts, rotate credentials immediately or terminate or suspend sessions. Once the event is investigated and cleared, administrators can reset to baseline.</p> <p>When configured for geo-redundancy and High Availability, advanced PAM systems provide manual failover, disaster recovery, and break glass scenarios.</p>
<b>Review &amp; Audit</b>	Audit/ Monitoring	<p>Advanced PAM programs include logging privileged activities with an immutable audit log that allows playback for reporting, auditing and event forensics.</p> <p>In your log, ensure employees are entering a comment as to why they need access to a privileged account. This can help determine if a particular task can be delegated.</p> <p>Set up alerts or emails to managers, team leads, or InfoSec when Domain Admin membership group and other privileged groups change.</p> <p>Forward your log to a SysLog server or, if logging in AD, use Windows Event Forwarding.</p> <p>Automate and share reports to increase visibility and continuously improve your PAM program.</p>



# Adobe

**As Adobe began to automate and orchestrate its complete build environment in the cloud, their PAM solution needed to evolve and scale.**



As we moved to the cloud we needed provisioning capabilities without human interaction, where we can store credentials and share them. Privileged credential management gives us the same level of security on these build machines as we would have on other individual machines.

Adobe's security team

# Putting PAM in Context - Multi-Dimensional PAM

**The controls list provided highlights the main activities to implement over the PAM lifecycle.** But it's not until you can implement those activities at scale that you're truly a PAM expert. It's important to consider how your PAM program secures privileged credentials in different states, across your entire attack surface, and in the context of different environments.

## State of your credentials.

---

Unlike consumer password vaults that store credentials at rest, enterprise credentials move throughout the organization – in memory or in a token – and need to authenticate with other people and systems. To do so securely, privileged credentials should be encrypted and use Multi-Factor Authentication (MFA). You also need to monitor credentials when they are in use, during a privileged session or an API call.

## Scale of your attack surface.

---

Enterprises may have thousands or hundreds of thousands of privileged accounts, including service accounts for servers, databases, applications, network devices, and endpoints (Windows, MAC and Linux/Unix). Many privileged credentials are shared among people and/or systems and can easily fall off your radar. As your PAM program expands, you'll discover, enroll and manage more platforms.

## Context of your IT environment.

---

Are privileged credentials in your organization used within a DevOps toolchain, to connect cloud-based systems, files within scripts, or as part of an integrated IoT environment that passes data back and forth? These environments are highly dependent and changeable. Breaking connections in these instances could result in shutting down operations and thus carries more risk. Extending PAM to these types of emerging environments is an important step in the advancement of your program.



**Customer Spotlight**

# IPC Subway

To harden thousands of servers, IPC Subway relies on its PAM solution to ensure Two-Factor Authentication and changes passwords weekly, with alerts to ensure the changes happen correctly. To ensure availability and mitigate risk, each service on each server has its own independent password.



## Customizing PAM to Match Your Organization

**PAM programs typically begin with changing default or out-of-the-box passwords, for common products and devices.** However, every organization is different and may have custom-built or legacy systems and applications that also need to be protected. These unique applications require granular testing to identify where in-code password changes may be failing. Advanced PAM programs extend privileged protection to unique applications with custom password changers.

Similarly, PAM programs begin by tapping into basic discovery sources such as Active Directory, Unix, and VMware. Your organization, however, may need to go beyond these sources to find and manage privileged accounts from Cisco, Oracle, SQL Server or MySQL databases. As a PAM expert, you can discover and automate the management of those credentials as well, by creating rules to pull in those accounts and turn credentials into secrets that can be generated and changed automatically.

## Expert Integrations Improve Collaboration and Efficiency

**IT operations, security, and development teams must form a united front to protect against cyber attack. The better coordinated these teams, the fewer gaps you leave in your attack surface and the more quickly you can respond if an incident does occur.**

Just as PAM operations can't exist in a silo, neither can the tools that support them. PAM programs are most successful when PAM controls are integrated with other IT and security solutions. With tight integration, information stays up to date, reports take less time to create, and decisions can be made more quickly. Your PAM program gains more visibility throughout the organization and with executives and board members.

PAM solutions may offer out-of-the-box integration with third-party tools and provide access to APIs and scripts which you can customize to match your own solution and workflow.



# Improve Governance Throughout the PAM Lifecycle

## PAM + IAM/IGA

While PAM secures access to key system and admin accounts, Identity & Access Management (IAM) is for every user account in your organization. IAM enables the right individuals to access the right resources at the right times for the right reasons. For example, IAM allows you to provide a salesperson with access to his or her account and provides higher level access for certain individuals to log into sensitive systems such as finance and Human Resources, that require elevated privileges.

An integrated IAM/PAM system will help track privileged account ownership, flag accounts that aren't being used, automate the provisioning of new accounts, simplify the assignment of privileged accounts, and make it possible to regularly prune access. Integration will enable you to meet compliance and regulatory reporting requirements efficiently and with minimal overhead.

Some IAM solutions, such as Identity Governance and Administration (IGA), provide monitoring and reporting capabilities that are required for a compliance program. These solutions are helpful in ensuring broad compliance with security protocols and identifying outliers. They help with separation of duty control, access request handling, and recertification of access (continuous or trigger-based recertification throughout a lifecycle, rather than requiring manual periodic review).



## Save Time with Controlled Authentication

### PAM + Active Directory

Privileged user accounts are typically located in a central authentication system running in Active Directory (Windows) or in another central identity and authentication system that manages accounts, groups and permissions for employees. Password changes can be challenging in one system; when you attempt to keep multiple systems in sync, there's a very high chance that errors will fall through the cracks.

It's important that your account management process, from creation to rotation and deprovisioning, stays coordinated every step of the way.



## Improve Visibility and Workflow Between Security and IT Ops

### PAM + IT Service Management

**Consider the numerous service management systems your organization has in place to support workflow and IT processes. A PAM program will be implemented more quickly and completely – and will be more sustainable over time – if it shares information back and forth with the systems IT operations relies on to do their jobs.**

For example, asset management systems track approved endpoints and applications in use throughout the organization. As you roll out your least privilege and application control policies, connecting with these systems will improve your discovery process and help you keep your inventory up to date. You can set up a least privilege policy rapidly for new endpoints by integrating with solutions IT uses for configuration and deployment of new devices. Additionally, you can integrate application control with helpdesk ticketing systems IT operations uses to address user requests for applications and endpoint support. Application elevation requests can be managed directly in the system, so there is continuous communication and event tracking.



## Customer Spotlight

# State of Indiana

**The State of Indiana has developed a highly advanced PAM implementation. By integrating its PAM solution with Active Directory, the State of Indiana ensures service accounts are set up correctly, with appropriate privileges, and are managed securely from Day One.**



We've eliminated all kinds of mistakes by centralizing and automating PAM, and not having six different people creating accounts in Active Directory by hand and possibly making mistakes.

**The State has expanded its use of PAM from managing service accounts to protecting applications used by third parties and software developers. According to the State's PAM expert, "We used to have shadow sessions that could take four or five hours. There were times in the middle of the night where we had to get up and share our screen with a developer so they can fix a problem in production. Now I'm able to go in and elevate applications using their user group and it just automates the process."**



## Identify Design Flaws More Rapidly and Accurately

### PAM + Vulnerability Scanning

Integration of PAM solutions and vulnerability testing and management solutions helps ensure that vulnerability scans have the correct credentials to scan systems for missing patches and when a patch is being applied to ensure it is installed correctly.

This deep credential scan allows for a more thorough vulnerability assessment than you would be able to achieve with penetration testing alone.



## Automatically Add Known Malware to Application Control Policies

### PAM + Threat Analytics

Integrating PAM solutions with threat analytics helps you keep pace with cyber criminals as they develop new malware and advanced strategies for attack. Threat intelligence databases such as VirusTotal form blacklists you can build into your PAM solutions to block known malicious applications from running. Artificial intelligence and machine learning from solutions like Cylance help you anticipate and detect malicious activity.





## Customer Spotlight

# AmericaFirst

Integrating PAM with AmericaFirst's vulnerability tools provided a more accurate understanding of the organization's network's security.

**For example, with unauthenticated scanning on a PC test system QualysGuard found no network vulnerabilities. After adding authenticated scanning using PAM, QualysGuard returned 33 vulnerabilities that the InfoSec team took action to fix.**



## Log Events, Aggregate Cyber Security Data and Trigger Alerts

### PAM + SIEM

Many IT and security teams rely on Security Information and Event Management (SIEM) and log management solutions, such as ArcSight, Splunk, and LogLogic, for centralized reporting and coordinated incident response. As part of a risk-based approach, use these solutions to classify and score a wide range of events to prioritize business and technical risk.

Events associated with privileged accounts can be correlated with your overall risk ranking process and workflow, so administrators receive alerts in the systems they use most regularly. As long as these systems use Syslog format they should be compatible with PAM solutions. Then, when an administrator sets up a filter for certain activities associated with privileged accounts, those events are logged with different alert levels depending on their potential risk. For example, administrators may want to act quickly if users are locked out, if “unlimited administration” mode gets turned on, heartbeats fail, or secrets expire.

SIEM solutions can also generate consolidated reports that are presented to company leadership and auditors to demonstrate cyber security progress. Integration ensures that your PAM program shares the same goals as the overall cyber security program. When PAM becomes a core element of ongoing reporting, awareness and adoption grows throughout your organization.



## Build Privilege Security Into the Development Process

### PAM + DevOps Tools

DevOps teams rely on a set of tools throughout the Continuous Integration and Deployment toolchain to improve development velocity and maximize collaboration with operations. When PAM solutions are embedded within the toolchain they allow for a high level of privileged access protection without slowing down the DevOps process.

IT'S HOW  
WE CONNECT



**Customer Spotlight**

# Telstra

Telstra's CI/CD platform connects to its PAM tool via API to pull privileged credentials at runtime, while reducing the impact when passwords need to change. For example, Telstra stores SSL Certificates as secrets in its PAM vault, setting expiry and alerts to ensure the appropriate governance.



## CHAPTER 5

# CONCLUSION AND NEXT STEPS: The Ongoing PAM Journey

**Even the most mature PAM deployments are on a journey of continuous improvement.**

As privilege is recognized as the new perimeter, everyone in the organization has to become a PAM “expert” to some degree. That will require ongoing education.

Your organization will grow and evolve, which means business and technical requirements will change. For example, new development processes or cloud-first policies may generate new types of privileged accounts that need to be protected. Or, you may acquire or merge with another company and need to integrate new people and new systems quickly and securely. You can be ready for these new situations by choosing an extensible solution that can adapt to new situations and grow with you.

There is no doubt that cyber criminals will become more sophisticated and develop new strategies to achieve their goals. With the fundamentals in place, you’ll be able to build from a position of strength to keep pace with changing threats, tighten your attack surface, and reduce risk for your organization.

**You can help IT and security teams boost their PAM skills with free, online technical training**

[thycotic.com/e-learning-tools/](https://thycotic.com/e-learning-tools/)

**You can build awareness and understanding of the importance of PAM across your entire organization by sharing PAM for Dummies**

[thycotic.com/cybersecurityfordummies/](https://thycotic.com/cybersecurityfordummies/)

---

<sup>1</sup>The Forrester Wave™: Privileged Identity Management, Q4 2018 Report [thycotic.com/privileged-accesssecurity-leader](https://thycotic.com/privileged-accesssecurity-leader)

## ABOUT THYCOTIC

Thycotic is the leading provider of cloud-ready privilege management solutions. Thycotic's security tools empower over 10,000 organizations, from small businesses to the Fortune 500, to limit privileged account risk, implement least privilege policies, control applications, and demonstrate compliance. Thycotic makes enterprise-level privilege management accessible for everyone by eliminating dependency on overly complex security tools and prioritizing productivity, flexibility and control. Headquartered in Washington, D.C., Thycotic operates worldwide with offices in the UK and Australia.

For more information, please visit [www.thycotic.com](http://www.thycotic.com)

